




October 2015 Speech and Language Activities

Sunday	Monday	Tuesday	Wednesday	Thursday	Friday	Saturday
<p style="text-align: center;">Language Express Preschool Speech & Language</p> 				1	2	3
				<p>Draw a picture together take turns adding different details. Talk about what you are drawing.</p>	<p>Play "I Spy". This helps with listening skills and learning new words like: "soft", "big", "round"....</p>	<p>Have a pretend picnic with your child and his/her favourite toys. Use lots of words like yummy/tasty/all gone</p>
4	5	6	7	8	9	10
<p>Get out the play dough! Create different shapes use words like: square, circle, triangle.</p>	<p>Have your child draw a picture. Let him/her tell you a story about their picture.</p>	<p>Make up a short story and act it out for family and friends.</p>		<p>Play pretend. Be an astronaut on Mars or a take a pretend trip on a train. <i>Get creative and have some fun.</i></p>	<p>Go to the library find: Clifford's First Autumn by Norman Bridwell and Nuts to You by Lois Ehlert</p>	<p>Use silly voices when talking. Gobble like a turkey or squeak like a mouse.</p>
11	12	13	14	15	16	17
<p>Take a Fall walk in the park and talk about all of the different colours the leaves are.</p>	<p>Thanksgiving</p> 		<p>Spread a blanket on the floor and pretend it is a boat. Use words like: fishing/cast/sea/waves</p>	<p>Write your child's name on a piece of paper. Let him/her colour and decorate their name.</p>	<p>Make up a silly rhyme together! Like "The fat rat pats the cat on the mat"... The sillier the better.</p>	<p>Make up a silly rhyme together! Like "The fat rat pats the cat on the mat"... The sillier the better.</p>
18	19	20	21	22	23	24
<p>Go on a rhyming hunt. Find objects around the house that rhyme, like cat and hat</p>	<p>Play the "Yes-No" game. Ask questions like "Can you fly?", "Do dogs meow?"... Take turns with your child.</p>	<p>Play a naming game. See who can name the most fruits, animals etc.</p>	<p>Let your child help with simple chores around the house. Talk about opposites you find: "This red book is heavy but the yellow book is light"</p>	<p>Take a Sound Walk together. Talk about sounds you hear a lot and all the new sounds you hear in your area.</p>	<p>Make Sock Puppets together and act out your favourite stories. Like "Little Red Riding Hood" and "The Three Little Pigs"</p>	
25	26	27	28	29	30	31
	<p>Learn a new word today!</p>	<p>Fill a flat container with rice or flour and help your child draw the letters of the alphabet with their fingers.</p>	<p>Check out the library and help children find a book about their favourite animal/dinosaur</p>	<p>Create an Alphabet book using pictures from magazines. Paste each item under the right letter.</p>		<p>Halloween</p> 